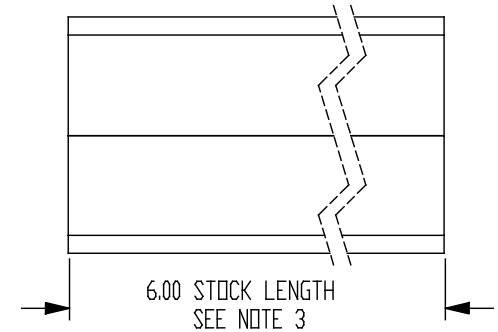
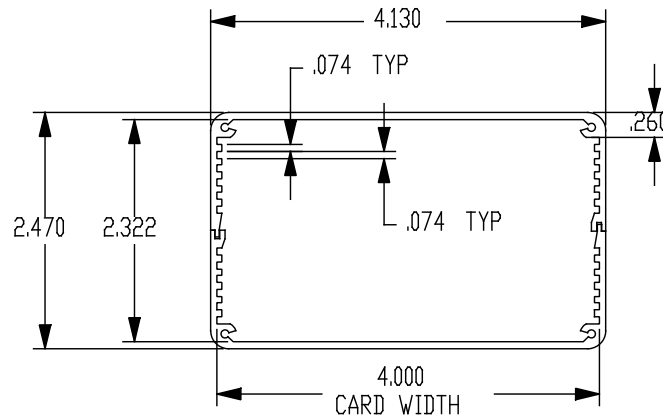
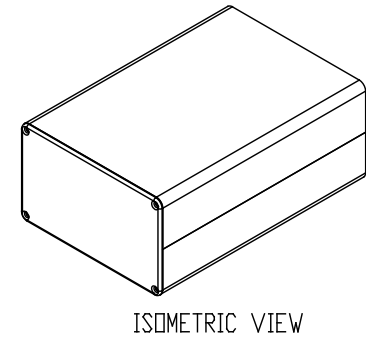
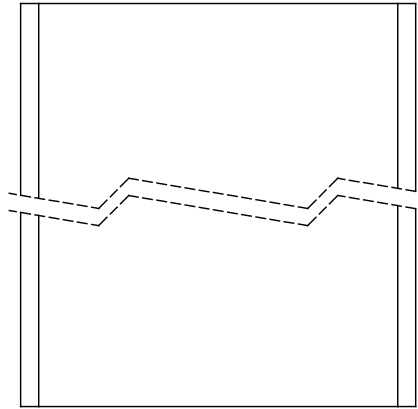


END PLATE
 2 REQUIRED PER ASSEMBLY
 ATTACHES WITH (4) 4-40 X 3/8
 ZINC PLATED STEEL SELF TAPPING
 FLATHEAD SCREWS



NOTES:
 1.FINISH OPTIONS INCLUDE PAINTING,
 ANODIZING AND ALDINE.
 2.CUSTOM CUTOUTS AVAILABLE TO
 MEET SPECIFIC REQUIREMENTS.
 3.CUSTOM ENCLOSURE LENGTHS
 AVAILABLE UPON REQUEST.

PROPRIETARY AND CONFIDENTIAL
 THE INFORMATION CONTAINED IN THIS
 DRAWING IS THE SOLE PROPERTY OF
 CONTEXT ENGINEERING. ANY
 REPRODUCTION IN PART OR AS A WHOLE
 WITHOUT THE WRITTEN PERMISSION OF
 CONTEXT ENGINEERING IS PROHIBITED.

| | | | | | | | |
|-------------|---------|--------------------------------------|--|-----------|-------------------------|---------------------------------|-----------------------------------|
| | | UNLESS OTHERWISE SPECIFIED: | | NAME | DATE | CONTEXT ENGINEERING CO. | |
| | | DIMENSIONS ARE IN INCHES | | DRAWN | VW | 8/31/09 | SPLIT BODY ENCLOSURE, 12 SLOT, |
| | | TOLERANCES: | | CHECKED | VW | 8/31/09 | |
| | | FRACTIONAL ± | | ENG APPR. | | | |
| | | ANGULAR: MACH ± BEND ± | | MFG APPR. | | | |
| | | TWO PLACE DECIMAL ± .010 | | Q.A. | | | SIZE DWG. NO. REV A 4012 B |
| | | THREE PLACE DECIMAL ± .005 | | COMMENTS: | REV B-PER CURRENT PROD. | | |
| | | INTERPRET GEOMETRIC TOLERANCING PER: | | | | SCALE: 1:2 WEIGHT: SHEET 1 OF 1 | |
| | | MATERIAL CASE: ALUM 6063 T-6 | | | | | |
| | | END PLT.: ALUM 5052 H-32 | | | | | |
| NEXT ASSY | USED IN | FINISH SEE NOTE 1 | | | | | |
| APPLICATION | | DO NOT SCALE DRAWING | | | | | |

5

4

3

2

1